


## SELF ETCHING PRIMER CF


**DESCRIPTION:** A chromate-free, self-etching washprimer that offers excellent corrosion resistance without the use of metal preps and conditioners. Self Etching Primer CF should be used for priming small areas of steel, galvanized steel, and aluminum.


### PRODUCT & ADDITIVES:


**PRODUCT:** Self Etching Primer CF  
**HARDENER:** Self Etching Hardener CF  
**BASIC RAW MATERIAL:** Self Etching Primer CF: Polyvinyl butyral resin  
Self Etching Hardener CF: Phosphoric acid

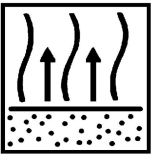
### APPLICATION:


- 

1. Contains polyvinyl resins.  
When mixed, contains phosphoric acid.
- 

2. 1:1  
–Self Etching Primer CF  
–Self Etching Hardener CF
- 

3. Use any Lesonal Measuring Stick
- 

4. 1x1  
HVLP Siphon 2.2–2.6 mm  
HVLP Gravity 1.5–1.8 mm  
Max 10 psi (air cap)
- 

5. WHEN BUILD IS REQUIRED  
–30 minutes at 70°F (20°C)  
–Apply a Lesonal Primer Surfacers or Sealer
- 

6. DIRECT TO TOPCOAT  
–45 minutes at 70°F (20°C)  
–Lightly sand, apply topcoat

### SUITABLE SURFACES:

- Steel, after degreasing and sanding with #P80 then #P120 grit paper dry or scuff with a red scuffing pad.
- Galvanized steel, after degreasing and sanding with #P120 grit dry or scuff with a red scuffing pad.
- Aluminum, after degreasing scuff with a red scuffing pad or sand with #P150 to #P180 grit dry.

---

**SELF ETCHING PRIMER CF**

---

**MIXING RATIO:** 1 part by volume of Self Etching Primer CF with  
1 part by volume of Self Etching Hardener CF  
For easy and accurate mixing, use the Lesonal Measuring Stick.

**SPRAYING VISCOSITY:** The proper spraying viscosity is achieved by using the recommended mixing ratio.  
19–20 sec. ZAHN cup #2 (17–18 sec. DIN #4) at 70°F (20°C).

**HUMIDITY:** Self Etching Primer CF can be applied at a relative humidity of up to 90 percent.

**POT LIFE:** After the components have been mixed, the pot life is 2 days. At the beginning of each application, thorough stirring of the mixed product is recommended.

**SPRAY GUN  
& PRESSURE:**

	<b>Fluid Tip</b>	<b>Spraying Pressure</b>	<b>Fluid Pressure</b>
Siphon Feed	1.6–1.8 mm	40–50 psi (3–4 bar)	
Gravity Feed	1.4–1.6 mm	40–50 psi (3–4 bar)	
Pressure Feed	1.0–1.2 mm	40–50 psi (3–4 bar)	8–10 psi
HVLP Siphon	2.2–2.6 mm	max 10 psi (air cap)	
HVLP Gravity	1.5–1.8 mm	max 10 psi (air cap)	

**APPLICATION  
METHOD:**

**WHEN BUILD IS REQUIRED:** Apply one coat of Self Etching Primer CF, allow this to flash (dry) for 30 minutes. Proceed non-sanding, with any Lesonal Primer Surfacer or Sealer.

**DIRECT TO TOPCOAT:** On small bare metal areas, apply one slightly heavier coat of Self Etching Primer CF to a film thickness of 1.5 mils. Allow this to dry for 45 minutes, prior to light sanding.

**FILM**

**THICKNESS:** Approximately 1.0 mil per single coat.

**CLEANING OF  
EQUIPMENT:**

With any Lesonal cleaning solvent or lacquer thinner.

---

**SELF ETCHING PRIMER CF**

---

**DRYING TIME:****WHEN BUILD IS REQUIRED:****70°F (20°C)**

To Recoat:

30 minutes

**DIRECT TO TOPCOAT:****70°F (20°C)**

Sand:

45 minutes

**NOTE:**

When Self Etching Primer CF is used as a non-sanding material, the maximum recoat time of a subsequent primer is 4 hours at 70°F (20°C).

**SANDING:**

Sand with #P500 to #P600 grit wet or with #P400 to #P500 grit dry.

**SUITABLE****TOPCOATS:**

Self Etching Primer CF can be topcoated after sanding with Lesonal Basecoat SB and any Lesonal clearcoat.

**NOTE:**

Never apply a polyester-based product or epoxy base products directly over Self Etching Primer CF.

**COVER RATE:**

Approximately 100 sq. ft./liter of unmixed paint per single coat.

---

**STOCK KEEPING:****COLOR:**

Dark Green

**CONTAINER****SIZE:**

Self Etching Primer CF: 1 quart (0.946 lt)

Self Etching Hardener CF: 1 quart (0.946 lt)

**SHELF LIFE:**

Two years if stored unopened at room temperature.

---

**SAFETY ASPECTS:****READY TO****SPRAY VOC:**

Self Etching Primer CF: 5.8 lb/gal          695 g/liter

**NOTICE:**

Do not handle until the Material Safety Data Sheets have been read and understood. Regulations require that all employees be trained on Material Safety Data Sheets for all chemicals with which they come in contact. The manufacturer recommends the use of an organic vapor respirator or air supplied respirator when exposed to vapors or spray mist.